

Trees & Leaves



Hazel



Hawthorn





Mountain Ash or Rowan



Horse Chestnut



Sycamore



Beech



Hornbeam




Oak



Sessle Oak



Ash



Lime



simple	divided	compound



Birch



Holly



Scots pine



Larch




Willow



Maple



Spruce



Yew



English Oak Look for acorns below tree.	Horse Chestnut Buds sticky.
Sycamore Bud scales yellowish green, with dark brown markings.	Lime Twigs red, smooth and shiny.
Ash Bud scales black, terminal bud the largest. Smooth twigs.	Birch Twigs usually warty.
Beech Buds up to half an inch long.	Plane Tree best identified by characteristic flaking trunk.
English Elm Buds blackish red. Twigs hairy.	Field Maple Bud scales hairy at tip. Old twigs may have corky ridges.