

# Personal Kits



A small tin is required in which to pack your survival kit. The tin is also useful. This type of tin can be used to signal using the lid as a mirror. The tin will also hold a cup full of water and can be used as a pan or pot on a fire.



Tin when open. Use insulating tape to hold the box closed. It is also useful as a survival item.

## Personal Survival Kit

- Box to hold items
- Compass
- Whistle
- Knife
- Matches
- Candle
- Lighter
- Mirror
- Wire saw
- Pencil
- Paper
- Elastic bands
- Glucose tablets
- Strong sewing needle
- Plastic bag
- Water purification tablets
- Childrens Disprol (no more than two tablets)
- Steri-wipes
- Wound closures
- Scalpel blades
- Needle and thread
- Selection of plasters
- Dental floss
- Fishing line
- Fishing line swivels
- Fishing weight
- Fishing hooks
- Safety pins



- Elastic bands
- Strong sewing needle
- Small knife
- Pencil
- Glucose sweets
- Small button compass
- Signal Mirror. You can signal to planes passing by or people some distance away.
- Whistle
- Food - in this kit we have included Cup-a-Soup. You can also include peanuts and raisins and a small piece of chocolate




Wire saw  
This kit also includes a wire saw. This survival item will allow you to cut timber to make a shelter



## Firelighting

being able to light a fire is one of the main survival skills you need to know. In this kit we have matches which can be waterproofed by covering them with nail varnish or candle wax. A zippo type windproof lighter and a small candle



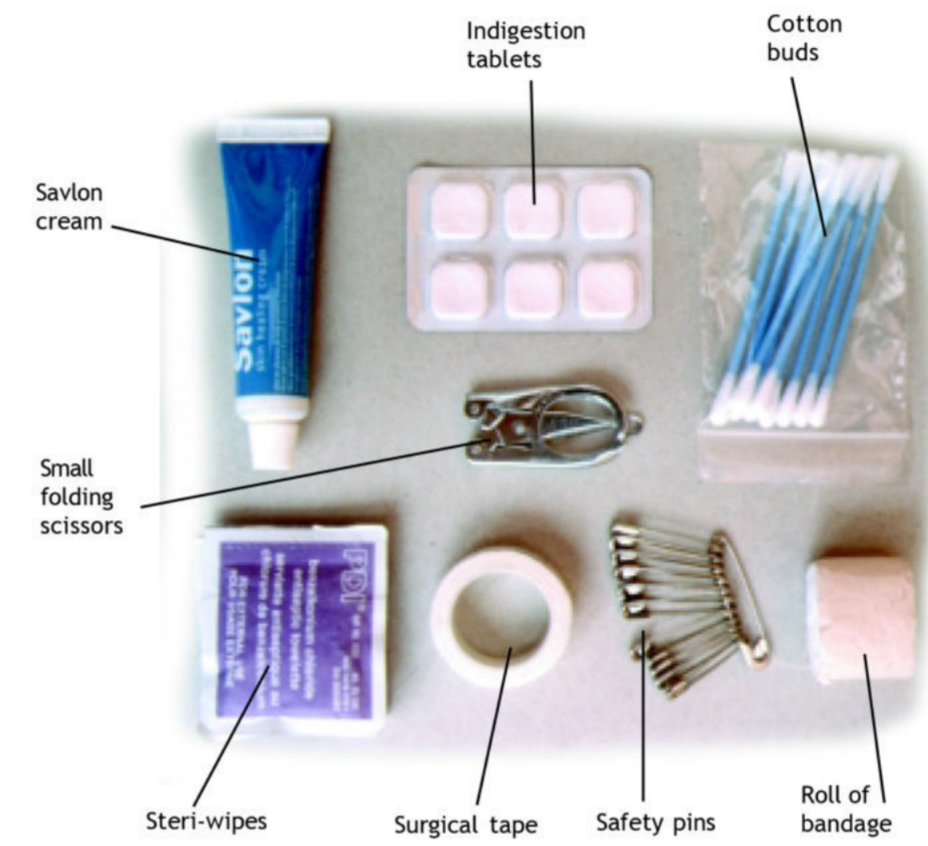
- Childrens 'Disprol' tablets (2 only) and water purification tablets
- Wire saw
- Fishing kit
- Selection of fishing hooks
- Fishing line at least 30 metres.
- Dental Floss - 50 metres. Dental floss is very strong and can be used as fishing line or to tie your shelter together
- Weight
- Line swivels
- Needle and thread. Needle should be magnetised so it can be used as back up compass
- Scalpel blades
- Keep all the small items in small plastic bags
- Plastic bag for carrying or collecting water
- Selection of waterproof plasters
- Wound closures. Steri-strips
- Steri-wipes
- Childrens 'Disprol' tablets (2 only)
- Safety pins



Every Scout should have their own personal first aid kit. This kit is packed into an old metal pencil case. The kit does not need to be very big so that it can be packed in your pack everytime you go out. As well as the standard items in this kit you should also make sure you have any personal medication you require such as inhalers etc.

## Personal First Aid Kit


- Plasters
- Wound Closures
- Plastic bag
- Cling film
- Cotton buds
- Mole skin
- Savlon cream
- indigestion tablets
- Small scissors
- Roll of bandage
- Surgical tape
- Tweezers
- Childrens 'Disprol' Tablets (two only)
- Steri - wipes
- Safety pins
- Sting relief pads
- Diarrhoea tablets ( 2 only)
- Water purification tablets




- Savlon cream
- Indigestion tablets
- Cotton buds
- Small folding scissors
- Steri-wipes
- Surgical tape
- Safety pins
- Roll of bandage




- Plastic bag - for use with burns
- Wound closures. Steri-strips
- Cling film - for use with burns



- Mole skin and padding for foot blisters
- Plastic bag for use on foot blisters and friction points



- Selection of plasters




- Sting and insect bite relief pads
- Water purification tablets in protective plastic bag
- Panadol Tablets
- Tweezers
- Diarrhoea tablets (2 only)

## Personal Mending & Repair kit


On camps and hikes things will break and need temporary repair until you return home. This kit contains a selection of items to enable you to undertake repairs. You can add items as you please depending on the equipment you have with you.



- Spare laces
- Heavy duty elastic band
- Jubilee Clip - mending tent poles
- Sewing Kit
- Glue



- Waxed Thread
- Insulating tape



- Carpet or gaff tape for repairing tents & ground sheets
- Spare air bed plug